

**TEXAS EDUCATION AGENCY
2018 Charter School Performance Framework (CSPF)**

**BEATRICE MAYES INSTITUTE CHARTER SCHOOL
101847**

2018 Accountability Procedures: **Standard**

Enrollment: **462**

2018 Accountability Rating: **Met Standard**

Grades Served: **K-8**

2018 Charter FIRST Rating: **A - Superior**

Number of Campuses: **1**

2018 Accreditation Status: **ACCREDITED**

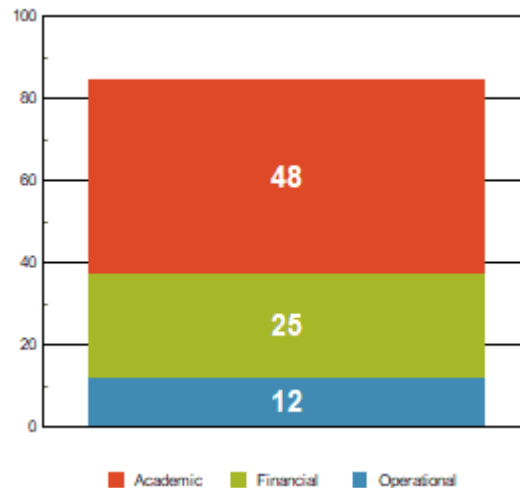
Start Date: **January 01, 2001**

Superintendent: **Mr. Christopher Mayes**

The Charter School Performance Framework report is an overall district-level report that is designed to provide parents, the public, charter operators, and the authorizer with information about each charter school's performance. The CSPF includes three frameworks that measure the academic, financial, and operational performance of a charter school.

Overall Score: 85

Framework	Score	Weight	Weighted Score
Academic	79	60%	48
Financial	100	25%	25
Operational	80	15%	12
TOTAL			85



Meets Expectations

(Total is at or above 60)

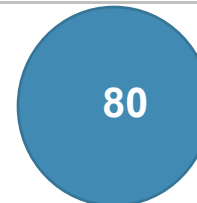
Academic Framework



Financial Framework



Operational Framework



The [2018 Charter School Performance Framework Manual](#) describes the 2018 indicators, ratings, performance expectations, data sources, and other helpful information.

Academic Framework

Indicator	Points	Score	Weight	Weighted Score
1a Overall A-F Score	82 out of 100	82	60%	49
1b Academic Achievement (Domain 3 – Closing the Gaps)	67 out of 100	67	30%	20
1c English Proficiency (Domain 3 – Closing the Gaps)	NA			NA
1d Campus Status	10 out of 10	100	10%	10
TOTAL				79



Meets Expectations

(Total is at or above 60)

Financial Framework

Indicator	Points	Score	Weight	Weighted Score
2a Overall Charter FIRST Score	100 out of 100	100	60%	60
Short-Term Solvency				
2b Cash on Hand	10 out of 10	100	10%	10
2c Assets to Liabilities	10 out of 10	100	10%	10
Long-Term Solvency				
2d Revenues Equal or Exceed Expenses	10 out of 10	100	10%	10
2e Debt Service Coverage Ratio	10 out of 10	100	10%	10
TOTAL				100



Meets Expectations

(Total is at or above 60)

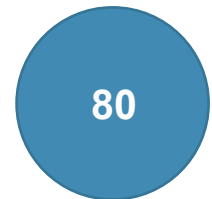
Operational Framework

Rating	Indicator
✗	3a Teacher Qualifications
✓	3b Special Pop Program Requirements
✓	3c BE/ESL Program Requirements
✓	3d CTE Program Requirements
✓	3e Governance Reporting
✓	3f Training Requirements
✓	3g Criminal Record Reporting Requirements
✓	3h PEIMS Reporting
✗	3i TReX Usage
✓	3j Certificate of Occupancy Requirements
✓	3k Administrative Cost Ratio
✓	3l Maintenance of 501(c)(3) Status

Rating	Indicator (Cont.)
✓	3m 50% of Students in Tested Grades
✗	3n Child Nutrition Program Eligibility
✓	3o Assessment Material Handling
TOTAL Points Earned / Points Evaluated * 100	

✓ Meets
 ✗ Does Not Meet
 ⊖ Far Below
 ○ NA

$$12 / 15 * 100 =$$



Meets Expectations

(Total is at or above 60)